


## TI SERIES

### Corrosion Resistant Stainless Steel Probe



These immersion probe type temperature sensors are both highly accurate and cost effective. Installation could not be easier. The sensor is encased in a corrosion-resistant stainless steel probe for durability, with a choice of service entry body, indoor junction box, or threaded enclosures. A variety of RTD or thermistor sensor options and probe lengths are available for maximum application versatility.

### SPECIFICATIONS

Wiring	22 AWG; 2-wire: RTD/Thermistor; 3-wire: Linitemp
Probe	Stainless steel
Test Pressure	200 psi
Operating Temp	-25 to 105 °C (-13 to 221 °F)
<b>LINITEMP OPTION</b>	
Input Power	Class 2; 5 to 30 Vdc
Output	10mV/°C
Operating Temp	-25 to 105 °C (-13 to 221 °F)
Calibration Offset	1.5 °C (2.7 °F) typical; 2.5 °C (4.5 °F) max. at 25 °C (77° F)*
Offset Over Temp.	1.8 °C (3.24 °F) typical; 3.0 °C (5.4 °F) max. over 0 to 70 °C (32 to 158 °F) range; 2.0 °C (3.6 °F) typical, 3.5 °C (6.3 °F) max. over -25 to 105 °C (-13 to 221 °F) range
<b>WARRANTY</b>	
Limited Warranty	5 years

\*Room temperature offset documented on each unit.

### Cost effective

Cost-effective, high-accuracy thermistors/RTDs

### Easy selection

1/2" NPT threads standard

### Durable

Corrosion resistant stainless steel probe design

### Easy servicing

Thermowells available

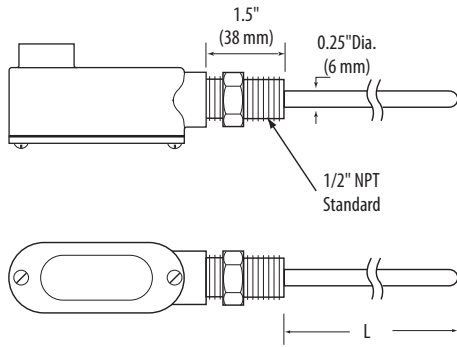
### Variety of enclosures

Duct mount, service entry body, threaded, and water resistant to fit your application

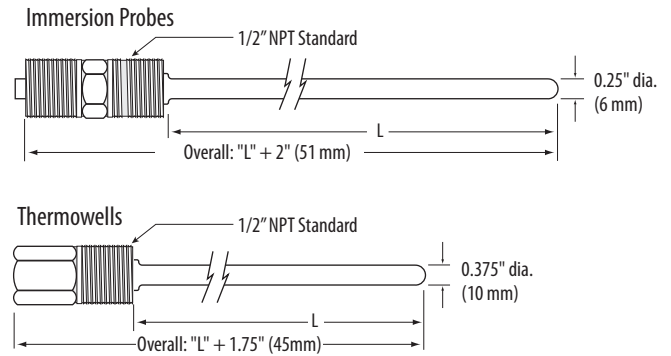
### APPLICATIONS

- Tanks
- Pipes
- Chillers

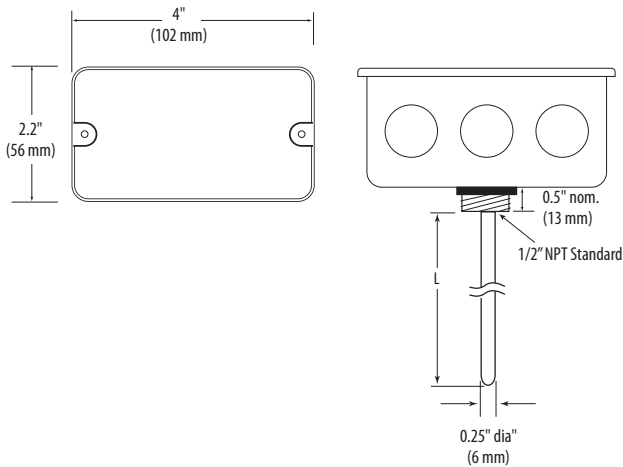
**TIG**  
Dimensional Drawing



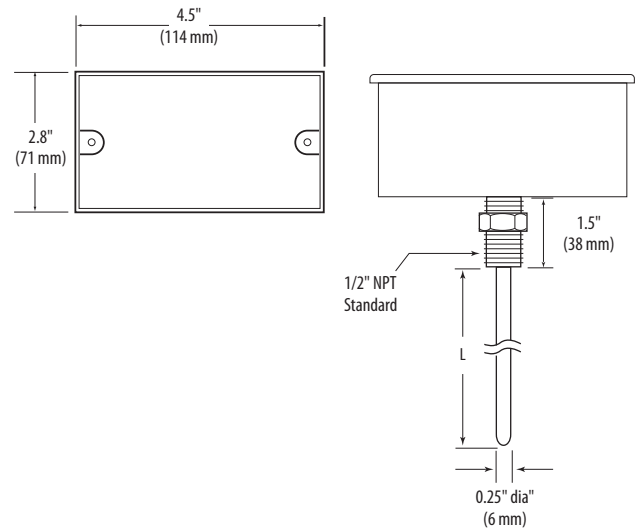
**TIH**  
Dimensional Drawing



**TID**  
Dimensional Drawing



**TIW**  
Dimensional Drawing



**ORDERING INFORMATION**

<p><b>TI</b></p> <p><b>Enclosure</b></p> <p>D = Duct G = Service Entry Body H = Threaded NPT Only W = Water Resistant Housing</p>	<p><b>Immersion Probe Length "L"</b></p> <p>A = 2 1/2" (64mm) B = 4" (102mm) C = 6" (152mm) D = 8" (203mm) E = 12" (305mm)</p>	<p><b>Thermowell</b></p> <p>0 = None 1 = Add Thermowell</p>	<p><b>Sensor Type</b></p> <p>B = 100R platinum, RTD C = 1k platinum, RTD D = 10k T2, Thermistor E = 2.2k, Thermistor F = 3k, Thermistor G = 10k CPC, Thermistor H = 10k T3, Thermistor I = 1k Balco (Nickel-iron) RTD J = 10k Dale, Thermistor K = 10k w/11k shunt, Thermistor M = 20k NTC, Thermistor N = 1800 ohm, Thermistor P = 10mV/°C, Linitemp R = 10k US, Thermistor S = 10k 3A221, Thermistor T = 100k, Thermistor U = 20k "D", Thermistor W = 10k T2 high accuracy, Thermistor Y = 10k T3 high accuracy, Thermistor</p>	<p><b>Options</b></p> <p><b>Calibration Certificate</b></p> <p>0 = None 1 = 1-point cal validation** 2 = 2-point cal validation**</p> <p><b>Threads</b></p> <p>Blank = NPT A = BSPT*</p>												
<p><b>Thermowell Sizing</b></p> <table border="0"> <tr> <td><b>Probe Length</b></td> <td><b>Thermowell Length</b></td> </tr> <tr> <td>A (2 1/2") (64mm)</td> <td>1 1/2" (38mm)</td> </tr> <tr> <td>B (4") (102mm)</td> <td>3" (76mm)</td> </tr> <tr> <td>C (6") (152mm)</td> <td>5" (127mm)</td> </tr> <tr> <td>D (8") (203mm)</td> <td>7" (178mm)</td> </tr> <tr> <td>E (12") (305mm)</td> <td>11" (279mm)</td> </tr> </table>		<b>Probe Length</b>	<b>Thermowell Length</b>	A (2 1/2") (64mm)	1 1/2" (38mm)	B (4") (102mm)	3" (76mm)	C (6") (152mm)	5" (127mm)	D (8") (203mm)	7" (178mm)	E (12") (305mm)	11" (279mm)			
<b>Probe Length</b>	<b>Thermowell Length</b>															
A (2 1/2") (64mm)	1 1/2" (38mm)															
B (4") (102mm)	3" (76mm)															
C (6") (152mm)	5" (127mm)															
D (8") (203mm)	7" (178mm)															
E (12") (305mm)	11" (279mm)															
<p>* BSPT available with thermowell option only. ** Not available with W and Y high-accuracy thermistors.</p>																
<p><b>Example:</b></p> <p>TI W D 0 H 0</p>																



# THERMISTOR TABLE

Class	Pt RTD		Balco RTD	THERMISTOR				
	100 Ohm	1000 Ohm	1000 Ohm	10k Type 2	10k Type 3	10k Dale	10k "G" US	20k
Accuracy	±0.3°C	±0.3°C	±1% @70°C	±1.0°C	±0.2°C	±0.2°C	±0.2°C	Consult
	0.00385 curve	0.00385 curve		-50/150°C	0/70°C	-20/70°C	0/70°C	Factory
Temp. Response*	PTC	PTC	PTC	NTC	NTC	NTC	NTC	NTC

\*PTC: Positive Temperature Coefficient \*NTC: Negative Temperature Coefficient

STANDARD RTD AND THERMISTOR VALUES (Ohms Ω)

°C	°F	100 Ohm	1000 Ohm	1000 Ohm	10k Type 2	10k Type 3	10k Dale	10k "G" US	20k NTC
-50	-58	80.306	803.06	740.46	692,700	454,910	672,300	441,200	1,267,600
-40	-40	84.271	842.71	773.99	344,700	245,089	337,200	239,700	643,800
-30	-22	88.222	882.22	806.02	180,100	137,307	177,200	135,300	342,000
-20	-4	92.160	921.60	841.00	98,320	79,729	97,130	78,910	189,080
-10	14	96.086	960.86	877.46	55,790	47,843	55,340	47,540	108,380
0	32	100.000	1,000.00	913.66	32,770	29,588	32,660	29,490	64,160
10	50	103.903	1,039.03	952.25	19,930	18,813	19,900	18,780	39,440
20	68	107.794	1,077.94	991.82	12,500	12,272	12,490	12,260	24,920
25	77	109.735	1,097.35	1,013.50	10,000	10,000	10,000	10,000	20,000
30	86	111.673	1,116.73	1,035.18	8,055	8,195	8,056	8,194	16,144
40	104	115.541	1,155.41	1,077.68	5,323	5,593	5,326	5,592	10,696
50	122	119.397	1,193.97	1,120.52	3,599	3,894	3,602	3,893	7,234
60	140	123.242	1,232.42	1,166.13	2,486	2,763	2,489	2,760	4,992
70	158	127.075	1,270.75	1,210.75	1,753	1,994	1,753	1,990	3,512
80	176	130.897	1,308.97	1,254.55	1,258	1,462	1,258	1,458	2,516
90	194	134.707	1,347.07	1,301.17	919	1,088	917	1,084	1,833
100	212	138.506	1,385.06	1,348.38	682	821	679	816.8	1,356
110	230	142.293	1,422.93	1,397.13	513	628	511	623.6	1,016
120	248	146.068	1,460.68	1,447.44	392	486	389	481.8	770
130	266	149.832	1,498.32	1,496.28	303	380	301	376.4	591
Sensor Codes		B	C	I	D	H	J	R	M

To compute Linitemp Temperature  
 mV reading/10 - 273.15 = Temperature in °C

